

Lesson 22:

Ruth



Martin

phillipmartin.info

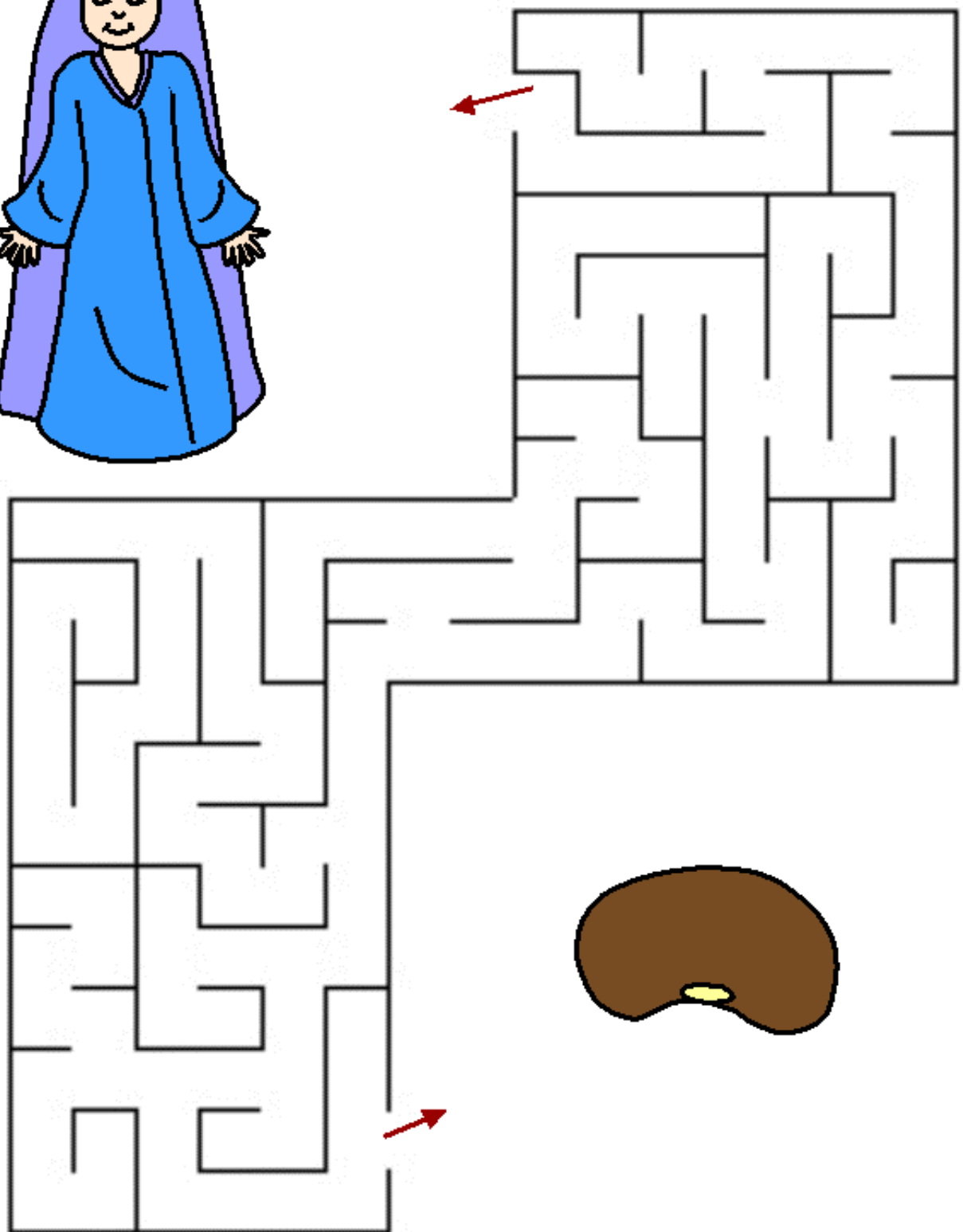

Colour the picture

Ruth and Naomi



Ruth and Naomi Maze


Help Ruth find the grain to pick in Boaz's field.



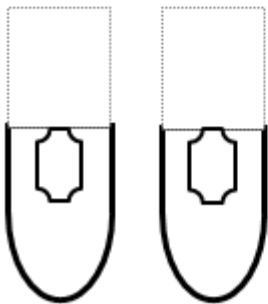
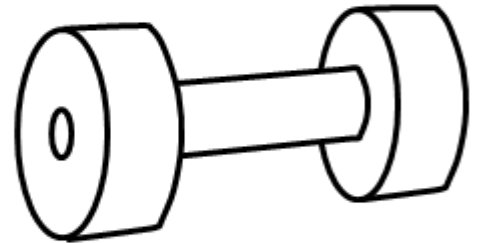


Craft Friendship wreath

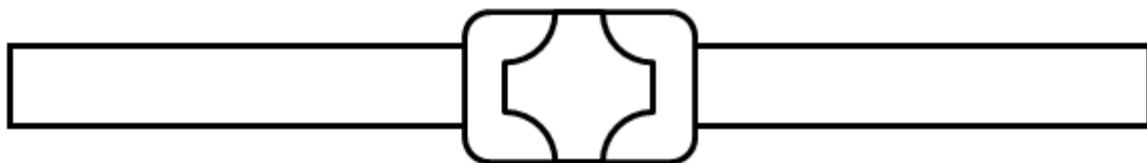
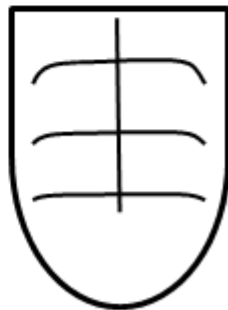
- Have the children trace each other's hand on a piece of construction paper (let them pick their favourite colour) with a pencil
- Repeat this so that each child makes a handprint for everyone in their group including themselves (so in a group of 5, each child would make 5 handprints).
- Cut out the handprints (may require adult assistance).
- Have the children print their name on each of their handprints and draw a picture or print a sentence about friendship on each of their handprints.
- Have the children hand out one of their handprints to each person in their group.
- Everyone in the group should now have a set of their friend's handprints.
- Glue the handprints together in a circle (to make a wreath)



chest



feet



belt